

# 2019-2023 Ford Ranger FULL LED Projector Headlight Harness Instructions SKU 111632A/ 111633A

Modified on: Tue, Jun 4, 2024 at 9:06 AM

2019-2023 Ford Ranger FULL LED Projector Headlight Harness Instructions

SKU# 111632A, SKU# 111633A




"DON'T GET LEFT IN THE DARK"

**STEP 1**

LOCATE PROVIDED PARKING LIGHT HARNESS.

**A:** LED DRIVER HARNESS

**B:** PARKING LIGHT BATTERY HARNESS



**STEP 2**

CONNECT LED DRIVER HARNESS (**A**) TO MAIN CONNECTOR ON NEW HEADLIGHT.

REPEAT STEP ON OTHER SIDE.

**STEP 3**

CONNECT **B** CONNECTOR TO **A** AS SHOWN.

**STEP 4**


PLUG IN THE REMAINING HEADLIGHT CONNECTOR OF **A** TO OE CONNECTOR ON VEHICLE AS SHOWN.

**STEP 5**

CONNECT THE FORK SPADE CONNECTOR OF **B** TO POSITIVE (+) BATTERY TERMINAL.

**STEP 6**

TEST ALL FUNCTIONS BEFORE DRIVING.



TITLE: **2019-2023 FORD RANGER FULL LED HEADLIGHTS**

PART NUMBER: **111632A/111633A**