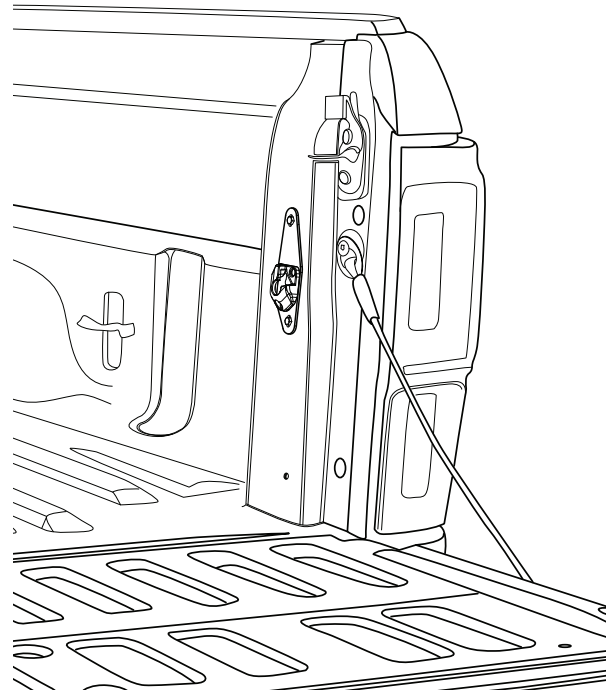
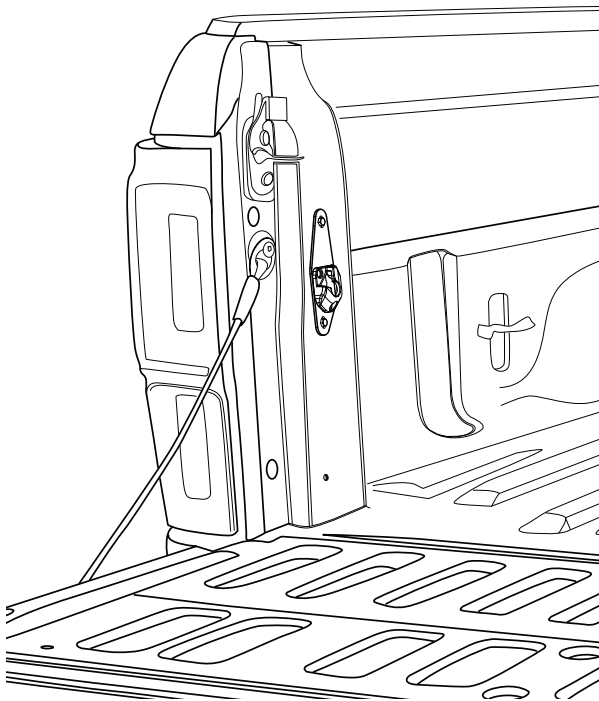


**APPLICATION**

Ford Ranger

AMP Part #

74613-01A



**NOTE:** This install sheet is mounting bracket replacement  
for kit that comes in 74842-01A

**REALTRUCK TECH SUPPORT 1-888-983-2204 (Press 2) Monday - Friday, 8:00 AM - 5:00 PM EST**

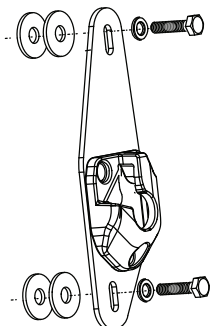
Designed and manufactured by RealTruck AMP Research® • Made in Mexico

Patent Protected. Please see our product site for applicable patents. [www.realtruck.com/b/amp-research/](http://www.realtruck.com/b/amp-research/)


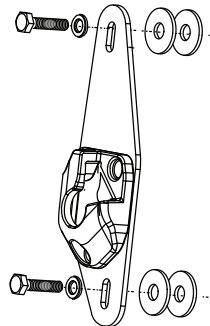
© RealTruck Group, Inc., 2024 • Three-year limited warranty. • Professional installation is recommended.

PLEASE READ ENTIRE INSTRUCTIONS BEFORE PROCEEDING WITH INSTALLATION

Driver side, Bracket and hardware orientation




Passenger side, Bracket and hardware orientation



Install Pivot Brackets to upper two threaded holes on D-Pillar. Each bolt location will take two plastic spacers (4 total per bracket, as shown) under the bracket to properly space brackets.

Repeat step on passenger side.

1



Tighten fasteners. Make sure pivot opening in bracket opens towards the rear of the vehicle.

Repeat step on passenger side.

80 in-lbs  
(9Nm)

1



**Congratulations on the purchase of your  
REALTRUCK AMP Research BedXtender HD™**

**Here is what you should know...**

With the tailgate open, place BEDXTENDER pivot pins into the left and right mounting brackets. Rotate to 45 until it drops into place, then lower onto the open tailgate.



Flip BEDXTENDER out to contain cargo in the truck bed when the tailgate is open. CAUTION! 200lb maximum load on open tailgate. Always distribute cargo evenly and properly secure inside bed. Do not secure cargo to the BEDXTENDER or the tailgate.



Before driving, secure BEDXTENDER by locking the provided strap buckles into the truck's tailgate latches. To release, pull tailgate handle. NOTE: Ensure that both buckles are properly locked into the latches by pulling up on each strap.



Flip BEDXTENDER forward and close the tailgate to keep smaller cargo safe and organized.

## LIMITED WARRANTY

REALTRUCK warrants product to be free from defects in material and workmanship, for terms specified below, provided there has been normal use and proper maintenance. All remedies under this warranty are limited to the repair or replacement of any item found by the factory to be defective within the time period specified.

If you have a warranty claim, first you must call our factory at the number below for instructions. You must retain proof of purchase and submit a copy with any items returned for warranty work. Upon completion of warranty work, if any, we will return the repaired or replaced item or items to you freight prepaid. Damage to our products caused by accidents, fire, vandalism, negligence, misinstallation, misuse, acts by mother nature, or by defective parts not manufactured by us, is not covered under this warranty.

**THE WARRANTY TIME PERIOD IS AS FOLLOWS: THREE YEARS FROM DATE OF PURCHASE.**

**ANY IMPLIED WARRANTIES OF MERCHANTABILITY AND/OR FITNESS FOR A PARTICULAR PURPOSE CREATED HEREBY ARE LIMITED IN DURATION TO THE SAME DURATION AND SCOPE AS THE EXPRESS WRITTEN WARRANTY. OUR COMPANY SHALL NOT BE LIABLE FOR ANY INCIDENTAL OR CONSEQUENTIAL DAMAGE.**

Some states do not allow limitations on how long an implied warranty lasts, or the exclusion or limitation of incidental or consequential damages, so the above limitations or exclusions may not apply to you. This warranty gives you specific legal rights, and you may also have other rights that vary from state to state.

**FOR WARRANTY ISSUES WITH THIS PRODUCT PLEASE CALL REALTRUCK CUSTOMER SERVICE 1-888-983-2204**

## WARNING

Be sure to read and precisely follow the provided instructions when installing this product. Failure to do so could place the vehicle occupants in a potentially dangerous situation. After installing or reinstalling, re-check to insure that the product is properly installed.



The material that your product is made from can be recycled. Please do not consider recycling the packaging that your product came in.

