



**DOWNLOAD COLOUR
INSTALL MANUALS AT
www.bddiesel.com**



**NOW SFI 29.3
APPROVED!!**

BD Cummins Flex Plate

For 1994-2018 Dodge Ram Diesel Trucks

1041210	Dodge 5.9L Cummins (47RE,47RH,48RE)	1994-2007
1041221	Dodge 6.7L Cummins (68 RFE only)	2007¹/₂-2018

NOTE: 1041221 DOES NOT FIT 2019+ VEHICLES

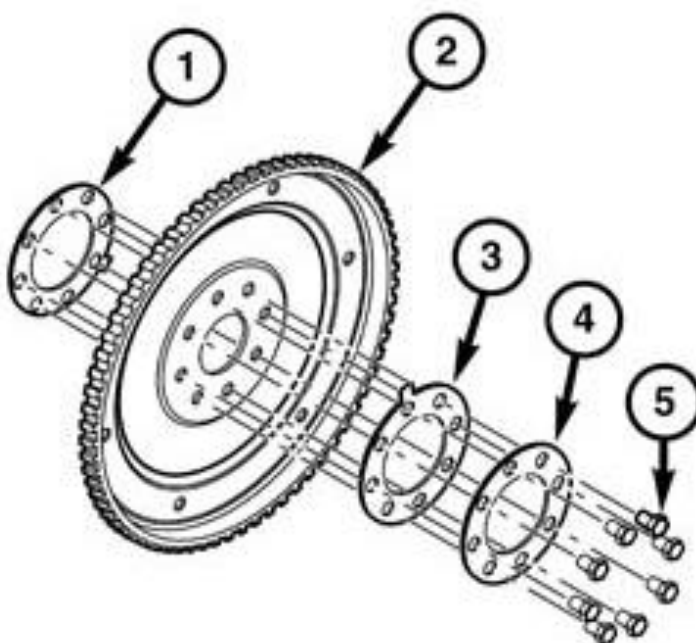
PLEASE READ ALL INSTRUCTIONS BEFORE INSTALLATION

BD Engine Brake Inc.
Plant Address: 33541 MacLure Rd. Abbotsford, BC, Canada V2S 7W2
U.S. Shipping Address: 1124 Fir Avenue, Blaine, WA 98230 U.S. Mailing Address: P.O. Box 231, Sumas, WA 98295
Phone: 604-853-6096 | Fax: 604-853-8749 | Internet: www.bddiesel.com

Features

- 2 times thicker than stock
- Manufactured using 1045 Billet forging
- SFI 29.3 approved for high horsepower diesel applications
- Not affected by hydrogen embrittlement caused by zinc plating, which can drastically reduce strength
- Correct ring gear that won't damage starter
- Fits with all OEM and BD aftermarket torque converters. Recommend using 1041212 with 5.9L 12-bolt torque converter.

Installation



1. Remove the factory flex plate (Item **2**) and the large steel washer (Item **4**). Make note of any shims or washers removed during this step (Items **3** and/or **1**).
2. Install the BD Flex Plate (Item **2**), reusing the factory steel washer (Item **4**) as seen in the above image.



Depending on the year of vehicle, Items **1** or **3** may or not be present. If present, reinstall these items in the order seen above.

3. Tighten the 8 factory bolts (Item **5**) in a criss-cross pattern, to the factory torque specifications described below.

BD Engine Brake Inc.

Plant Address: 33541 MacLure Rd. Abbotsford, BC, Canada V2S 7W2

U.S. Shipping Address: 1124 Fir Avenue, Blaine, WA 98230 U.S. Mailing Address: P.O. Box 231, Sumas, WA 98295

Phone: 604-853-6096 | Fax: 604-853-8749 | Internet: www.bddiesel.com

Factory Torque Specifications



Torque specifications for install are critical. Failure to follow the specifications could result in torque converter or flex plate damage. Over torquing the bolts could cause the fasteners to yield and back-out of the converter during use.

5.9L Cummins Engine

Flexplate to Crank	100 ft-lbs
Flexplate to Torque Converter	33 ft-lbs

6.7L Cummins Engine

Flexplate to Crank	100 ft-lbs
Flexplate to Torque Converter	65 ft-lbs



If also installing a BD Diesel Torque Converter, ensure to use the torque converter bolts supplied with the torque converter. Some stock bolts will cause failed installations.

SFI 29.3 certifications are good for 3 years from the date of manufacture. The manufactured date can be found on the SFI sticker.

BD Engine Brake Inc.


Plant Address: 33541 MacLure Rd. Abbotsford, BC, Canada V2S 7W2

U.S. Shipping Address: 1124 Fir Avenue, Blaine, WA 98230 U.S. Mailing Address: P.O. Box 231, Sumas, WA 98295

Phone: 604-853-6096 | Fax: 604-853-8749 | Internet: www.bddiesel.com



**DOWNLOAD COLOUR
INSTALL MANUALS AT
www.bddiesel.com**



Frictional Shim Kit

For 1994-2018 Dodge Ram Diesel Trucks

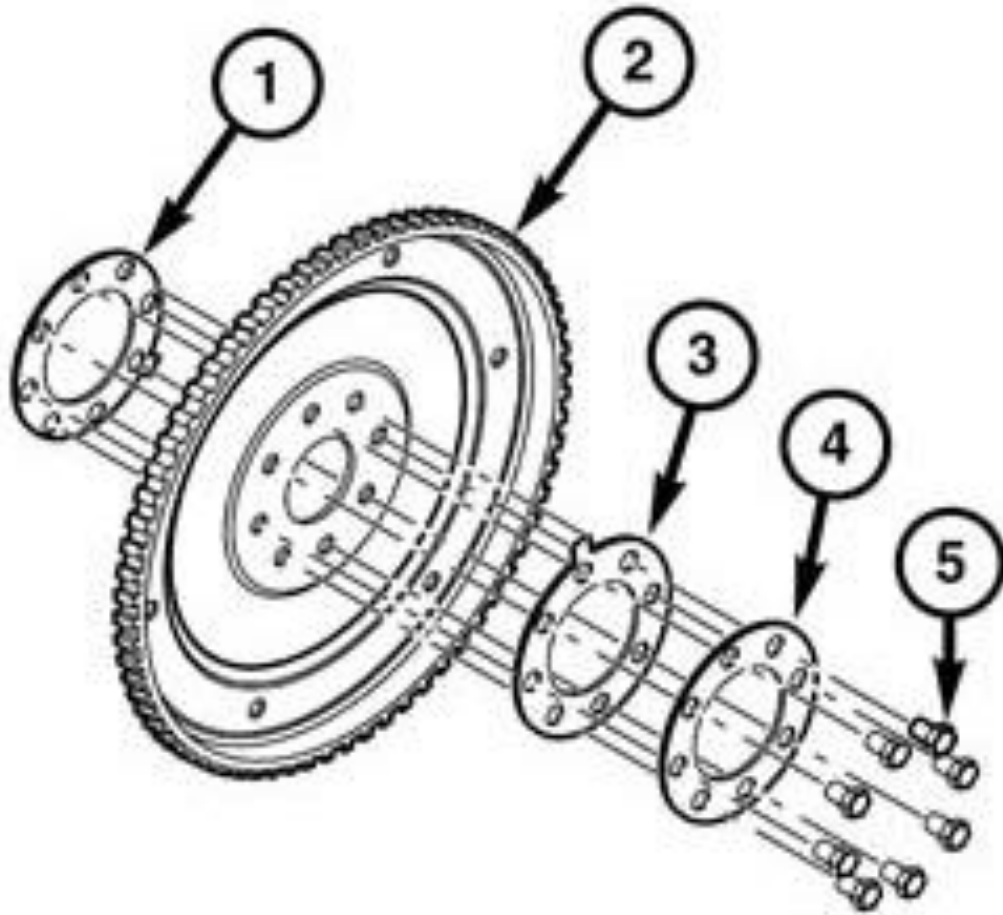
NOTE: DOES NOT FIT 2019+ VEHICLES

PLEASE READ ALL INSTRUCTIONS BEFORE INSTALLATION

Features

- Increases vibration resistance
- Increases coefficient of friction
- Prevents movement and fretting of crankshaft to flexplate joint.

Installation



1. Remove the flex plate (Item **2**) and the large steel washer (Item **4**).
2. Install the BD frictional shims as laid out in the diagram. Positions 1 and position 3 are frictional shims. Position 4 is the large steel washer.



The large steel washer (4) must be used. (Mopar #4798968)

3. Tighten the 8 factory bolts (Item **5**) in a criss-cross pattern, to the factory torque specifications described below.

Factory Torque Specifications



Torque specifications for install are critical. Failure to follow the specifications could result in torque converter or flex plate damage. Over torquing the bolts could cause the fasteners to yield and back-out of the converter during use.

5.9L Cummins Engine

Flexplate to Crank	100 ft-lbs
Flexplate to Torque Converter	33 ft-lbs

6.7L Cummins Engine

Flexplate to Crank	100 ft-lbs
Flexplate to Torque Converter	65 ft-lbs



If also installing a BD Diesel Torque Converter, ensure to use the torque converter bolts supplied with the torque converter. Some stock bolts will cause failed installations.