



Tools needed phillips head screwdriver.



Open tailgate and remove the phillips head screws located inside the tail gate area.



Once the screws are removed, you will be able to pull tail lens straight out.




Remove the 4 bulbs socket from the stock lens. Remove the three bulbs leaving the side marker light installed.



Install the resistor boxes in a location out of the way of the taillight housing.



Plug the taillight sockets into the stock wire harness. Make sure the green wire match the green and black to black.



Reinstall the side marker light into the new housing. Connect the resistor box to the wire harness.

Reinstall the taillight back on to the vehicle. Make sure all functions are working properly before driving.

Technical Support :
1 - (888) - 360 - 3696
techsupport@anzousa.com



Description: LED Taillight
Part Number: 311007 - 311008 - 311009
Application: 03-06 Chevy Silverado



Tools Needed:
Phillips Screw Driver



Step 1: Lower the tail gate
exposing the two screws.




Step 2; Remove the upper and
lower screws




Step 3: Remove the taillight
by pulling straight out.



Step 4: Remove all 4 sockets
from the taillight housing.




Step 5: Remove the bulbs
from the two black sockets.



Step 6: Place the resistor in
a safe location in the housing.




Step 7: Connect the pigtails to the stock sockets.



Make sure the wires match:
Black to Black



Step 8: Connect the resistor to the taillight housing.



Step 9: Place the LED taillight into the truck housing, secure with screws.



Make sure all functions are working properly before driving.

AnzoUSA™ products are covered, by a limited one (1) year warranty, to be free of manufacturer's defects. However, certain AnzoUSA™ product categories have warranty policies which differ from this standard, please contact your representative for detailed category information. Damage due to improper installation or road hazards is not covered. Seller and manufacturers' only obligations shall be to replace the product proven to be defective. Neither seller nor manufacturer shall be liable for any injury, loss or damage, direct or consequential, arising out of the use of or the inability to use the product. Before using, user shall determine the suitability of the product for its intended use, and user assumes all risk and liability whatsoever in connection therewith.