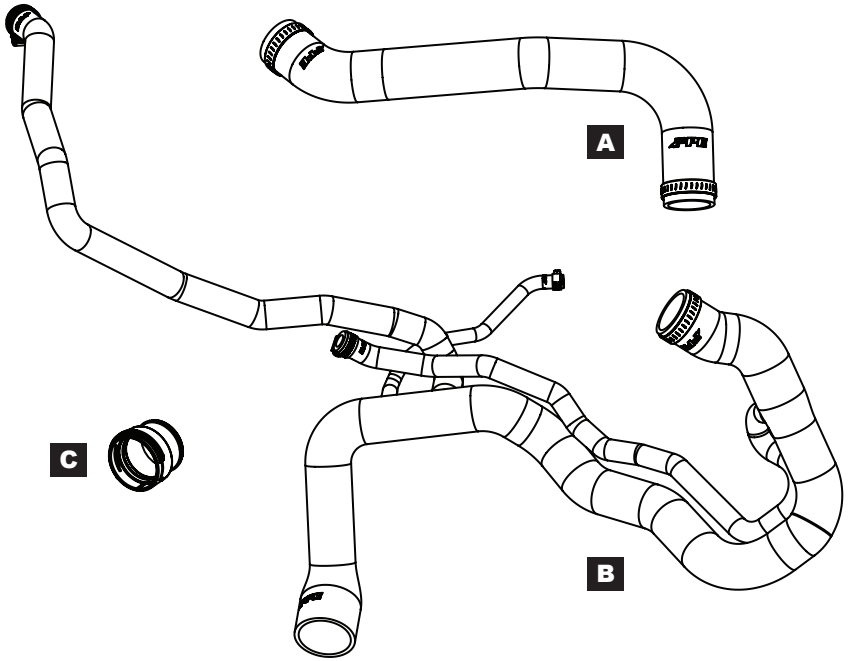


# **Silicone Upper and Lower Coolant Hose Kit**

**2017-2019 GM 6.6L Duramax L5P**

*(119020400)*

## **Installation Guide**



## CONTENTS

- A. (1) Upper Hose Assembly with Clamps
- B. (1) Lower Hose Assembly with Clamps
- C. (1) Billet Aluminum Radiator Connector

## INSTALLATION:

1. Park vehicle on level ground, allow engine coolant to cool down.
2. Remove the front skid plate under the truck.
3. Remove the passenger wheel and wheel well liner.
4. Drain the radiator coolant by disconnecting the lower radiator hose from the factory radiator outlet. To do this, remove the steel clip and disengage the plastic connector. **(Fig. 1)**
5. Disconnect the hose from the coolant surge tank **(Fig. 2)** along with all christmas tree clips supporting this hose. **(Fig. 3)**




Fig. 1





Fig. 2




Fig. 3


6. Disconnect the hose from the Heater Outlet. (Fig. 4)



7. Disconnect the heater hose outlet near the passenger side motor mount. (Fig. 5)



8. Disconnect the hose from the water pump, then remove the lower coolant hose assembly by sliding it down and out from the bottom of the truck, as shown in. (**Fig. 6**)
9. Remove the upper coolant hose.



10. Begin installing the PPE coolant hose kit by feeding the lower hose assembly up from the bottom of the truck (**Fig. 7**), following the same path as the OEM hose. Start by sliding the billet adapter end in first. Once the adapter is positioned, align the remaining hose connections with the coolant surge tank, heater hose outlet, and water pump.



11. Lightly lubricate the O-ring inside the billet adapter, then install the adapter onto the radiator outlet. Ensure the hose is routed properly and does not come into contact with the frame rail or any hard lines. **(Fig. 8)**



12. Install the remaining hoses to the surge tank, heater outlet, and water pump. **(Fig. 9)**
13. Install the upper radiator hose.
14. Refill coolant, check for leaks.



***Installation Complete***



## **DISCLAIMER OF LIABILITY**

Performance products can increase horsepower above and beyond factory specifications. Additional horsepower creates more stress on the drive-train components, which could result in drive-train failure.

Note regarding emissions-related, non-E.O.-legal products: THESE PRODUCTS ARE LEGAL IN CALIFORNIA ONLY FOR RACING VEHICLES THAT MAY NEVER BE USED, OR REGISTERED OR LICENSED FOR HIGHWAY OR OFF-ROAD USE.

This agreement sets forth the terms and conditions for the use of PPE products. The installation of this product indicates that the Buyer has read and understands this agreement and accepts the terms and conditions. PPE (Pacific Performance Engineering) Inc., its distributors, employees, and dealers (the "Seller") shall not be responsible for the product's proper use and service. The buyer hereby waives all liability claims. The Buyer hereby acknowledges no reliance on the Seller's skill or judgment to select or furnish goods suitable for any particular purpose and that there are no liabilities which extend beyond the description on the face hereof, and the Buyer hereby waives all remedies or liabilities expressed or implied, arising by law or otherwise (including without any obligation of the Seller with respect to fitness, merchantability and consequential damages), or whether or not occasioned by the Seller's negligence. The Seller disclaims any warranty and expressly disclaims any liability for personal injury or damages. The Buyer acknowledges and agrees that the disclaimer of any liability for personal injury is a material term for this agreement and the Buyer agrees to indemnify the Seller and to hold the Seller harmless from any claim related to the item of equipment purchased. Under no circumstances will the Seller be liable for any damages or expenses by reason of use or sale of any such equipment. The Seller assumes no liability regarding the improper installation or misapplication of its products. It is the installer's responsibility to check for proper installation and if in doubt, contact the manufacturer. The Buyer is solely responsible for all warranty issues from the manufacturer.

## **LIMITATION OF WARRANTY**

The Seller gives Limited Warranty as to description, quality, merchantability, and fitness for a particular purpose, productiveness, or any other matter of Seller's product sold herewith. The Seller shall not be responsible for the products proper use and service and the Buyer hereby waives all rights other than those expressly written herein. This warranty shall not be extended, altered or varied except by a written instrument signed by Seller and Buyer. The Warranty on PPE Manifolds and Up-Pipes Kits, OEM-Length Up-Pipes is three (3) years, a limited lifetime warranty on PPE cast aluminum pans and covers, and a limited lifetime warranty on PPE Transmission Coolers and one (1) year limited warranty on all other PPE products from the date of sale to original buyer and limited solely to the parts contained within the products kit. All products that are in question of Warranty must be returned prepaid to the Seller and must be accompanied by a dated proof of purchase receipt. All Warranty claims are subject to approval by Seller. Under no circumstances will the Seller be liable for any labor charged or travel time incurred in diagnosis for defects, removal, or re-installation - of this product or any other contingent expenses. Under no circumstances will the Seller be liable for any damage or expenses incurred by reason of the use or sale of any such equipment. In the event that the buyer does not agree with this agreement: the buyer may promptly return this product, in a new and unused condition in its original packaging, with a dated proof of purchase to the place of purchase within ten (10) days from date of purchase for a full refund. The installation of this product indicates that the buyer has read and understands this agreement and accepts its terms and conditions.

**⚠ CA WARNING:** Handling passenger or off-highway motor vehicle parts can expose you to chemicals such as phthalates and lead, which can cause cancer and reproductive harm. To minimize exposure, service the vehicle in a well-ventilated area, wear gloves, and wash your hands. For more information see [www.P65Warnings.ca.gov/motor-vehicle-parts](http://www.P65Warnings.ca.gov/motor-vehicle-parts).



PACIFIC PERFORMANCE ENGINEERING

*PPEpower.com*