



# KC HiLITES

## DAYLIGHTER® 130-WATT DRIVING

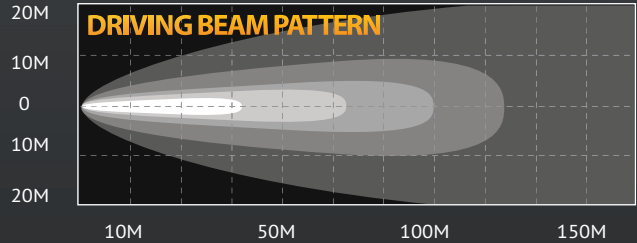


### DAYLIGHTER® DRIVING **130 Watt**


#### FEATURES

- 130-Watt Halogen Bulb
- 175,000 Candlepower
- 6" Diameter Steel Shock Mounted Housing
- Polished Stainless Steel, Chrome or Black Painted Finish
- Computer Designed Parabolic Reflector
- Optical Quality Glass Lens
- Pair Packs Include Pre-Terminated Relay Wiring Harness with Waterproof Connectors & Protective Light Covers
- For Off-Road Use Only

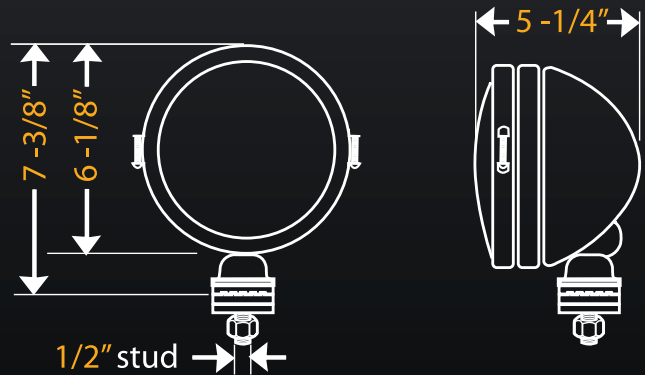
#### PHOTOMETRICS



#### PERFORMANCE



#### DIMENSIONS



#634 Driving



#635 Driving

#### KC DAYLIGHTER DRIVING BEAM

Pair Pack		Single Light			Beam			
Part #	Part #	Beam Type/Color	Finish	Wattage/Type	Candlepower	Width	Height	Depth
633	1633	Driving - Clear	Chrome	130	175,000	6.125"	7.375"	5.25"
634	1634	Driving - Clear	Black	130	175,000	6.125"	7.375"	5.25"
635	1635	Driving - Clear	Stainless	130	175,000	6.125"	7.375"	5.25"