

2019+ DODGE RAM 1500 5.7L BAFFLED OIL CATCH CAN PARTS LIST & INSTALLATION GUIDE



PARTS INCLUDED

- 1PC Application-Specific Mounting Bracket
- 1PC 7.5 oz Aluminum Baffled Oil Catch Can
- 4PC Worm Gear Clamps
- 2PC Direct-Fit Oil-Resistant Hoses
- 2PC CNC-Machined Aluminum 1/2" Barbed Fittings
Mounting Hardware

TOOLS NEEDED

- 7mm Socket
- 10mm Socket
- 13mm Socket
- 17mm Wrench
- 3/8" Drive Ratchet
- Pick Tool
- 2.5mm Allen Key
- Pliers

INSTALL TIME 1 1/2 Hours

INSTALL DIFFICULTY

DISCLAIMER

- Allow vehicle to cool completely prior to attempting installation.
- Mishimoto is not responsible for any vehicle damage or personal injury due to installation errors, misuse, or removal of Mishimoto products.
- Mishimoto suggests that a trained professional install all Mishimoto products.

INSTALL PROCEDURE

1. Remove the bolts that secure the engine cover and lift it off the engine. (2x 10mm bolts)
2. Use pliers to disconnect both ends of the PCV hose to remove it. Use a pick tool if needed to pry loose the hose connections.




3. Release the tab on the clip that holds the PCV hose. Then remove the hose from the engine bay.



4. Feed the longer hose under the intake and connect it to the PCV valve housing. (1x worm gear clamp)



5. Install the smaller hose to the intake port. (1x worm gear clamp)



CONTINUED ON FOLLOWING PAGE

01

2019+ DODGE RAM 1500 5.7L BAFFLED OIL CATCH CAN INSTALLATION GUIDE



6. Remove the bolt that secures the fan shroud. (1x 13mm bolt)




7. Install your catch can bracket using the provided hardware. Place the spacer on the back side of the bracket so it's positioned between the bracket and fan shroud. (1x 13mm bolt and spacer)




8. Install the additional bracket piece to the back of the catch can bracket. (1x 10mm bolt)



9. Attach the fittings to the catch can. Snug them down with a 17mm wrench.
10. Install the catch can to the bracket. (3x 2.5mm Allen bolts)
11. Connect the longer hose to the inlet port on the catch can. (1x worm gear clamp)



12. Connect the shorter hose to the outlet port on the catch can. (1x worm gear clamp)



13. Reinstall the engine cover. (2x 10mm bolts)

Congratulations! You have finished installing the Mishimoto 2019+ Dodge Ram 1500 5.7L Baffled Oil Catch Can.