

# REBEL STYLE FRONT GRILLE

SKU # AMDEBA00103

## Product Installation Instructions


For 2013-2018 Dodge Ram 1500

### STEP 1




Use tools to remove the bolts and remove the cover panel.

### STEP 2




Remove the 4 screws and pull the whole grille from the truck.



### STEP 3

Install four brackets on the new grille and secure with screws. Push the clips into the two holes at the bottom of the new grille



### STEP 4

Wiring:  
First connect each amber light to the wiring harness, then connect the red wire to the ACC, and the black wire to the negative of battery.



### STEP 5

Fix all the bolts and clips and finish installation of new grille.