

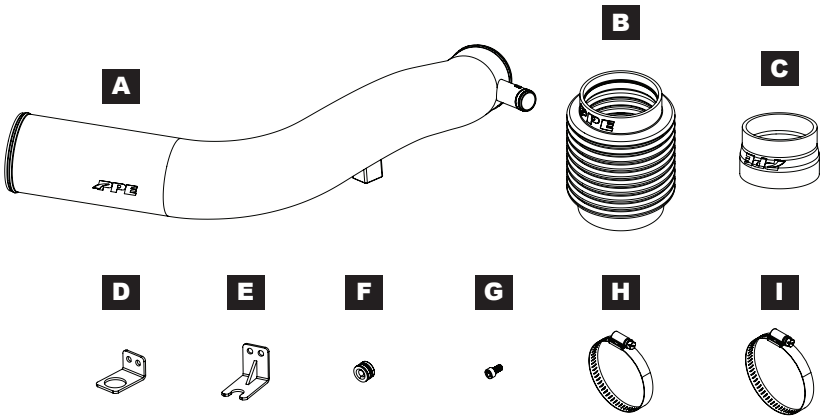
Zilla Carbon Fiber Intake Tube

2020-2023 RAM 3.0L EcoDiesel

(215020360) Weave

(215020370) Forged

Installation Guide



CONTENTS:


- A.** (1) Zilla Carbon Intake Tube
- B.** (1) Flexible Coupler
- C.** (1) Short Coupler
- D.** (1) Bracket 1
- E.** (1) Bracket 2
- F.** (1) Grommet
- G.** (4) M6 Bolt
- H.** (1) Worm-Drive Clamp, 59-83mm
- I.** (3) Worm-Drive Clamp, 65-89mm

INSTALLATION:

1. Vehicle off and cool.
2. Remove the factory engine cover. (**Fig. 1**)



3. Loosen the hose clamp at the air box, PCV hose, and turbo. Disconnect the PCV hose from the intake tube. (**Fig. 2**)



4. Remove the bolt securing the intake tube to the engine.
(Fig. 3)



5. Lift the factory intake tube to disengage the rubber grommet from the plastic standoff and then remove the factory intake tube from the vehicle. (Fig. 4)



6. Install Bracket 1 & 2 (D & E) with the supplied M6 Bolts (G) onto the Zilla Carbon Intake Tube (A). (Fig. 5 & 6)



7. Swap over the factory grommet from the factory intake tube into Bracket 1 (D). (Fig.7)



8. Install the supplied Grommet (F) into Bracket 2 (E). (Fig. 8)




9. Install the Flexible Coupler (**B**) onto the Zilla Carbon Intake Tube (**B**) with the supplied Hose Clamp (**H**). (**Fig. 9**)



10. Install the Short Coupler (**C**) onto the turbo with the two Hose Clamps (**H**). (**Fig. 10**)



11. Install the Zilla Carbon Intake Tube **(A)** onto the air box with the supplied Hose Clamp **(I)** and into the Short Coupler **(C)**. **(Fig.11)** Make sure the rubber grommet is fully seated on the plastic standoff. **(Fig. 12)** Reinstall the bolt through the grommet on the intake tube then fully tighten all hose clamps.



12. Reconnect the PCV hose into the Zilla Carbon Intake Tube (A). Tighten hose clamp. (Fig. 13)
13. Reinstall the engine cover.



Installation Complete

DISCLAIMER OF LIABILITY

Performance products can increase horsepower above and beyond factory specifications. Additional horsepower creates more stress on the drive-train components, which could result in drive-train failure.

Note regarding emissions-related, non-E.O.-legal products: THESE PRODUCTS ARE LEGAL IN CALIFORNIA ONLY FOR RACING VEHICLES THAT MAY NEVER BE USED, OR REGISTERED OR LICENSED FOR HIGHWAY OR OFF-ROAD USE.

This agreement sets forth the terms and conditions for the use of PPE products. The installation of this product indicates that the Buyer has read and understands this agreement and accepts the terms and conditions. PPE (Pacific Performance Engineering) Inc., its distributors, employees, and dealers (the "Seller") shall not be responsible for the product's proper use and service. The buyer hereby waives all liability claims. The Buyer hereby acknowledges no reliance on the Seller's skill or judgment to select or furnish goods suitable for any particular purpose and that there are no liabilities which extend beyond the description on the face hereof, and the Buyer hereby waives all remedies or liabilities expressed or implied, arising by law or otherwise (including without any obligation of the Seller with respect to fitness, merchantability and consequential damages), or whether or not occasioned by the Seller's negligence. The Seller disclaims any warranty and expressly disclaims any liability for personal injury or damages. The Buyer acknowledges and agrees that the disclaimer of any liability for personal injury is a material term for this agreement and the Buyer agrees to indemnify the Seller and to hold the Seller harmless from any claim related to the item of equipment purchased. Under no circumstances will the Seller be liable for any damages or expenses by reason of use or sale of any such equipment. The Seller assumes no liability regarding the improper installation or misapplication of its products. It is the installer's responsibility to check for proper installation and if in doubt, contact the manufacturer. The Buyer is solely responsible for all warranty issues from the manufacturer.

LIMITATION OF WARRANTY

The Seller gives Limited Warranty as to description, quality, merchantability, and fitness for a particular purpose, productiveness, or any other matter of Seller's product sold herewith. The Seller shall not be responsible for the products proper use and service and the Buyer hereby waives all rights other than those expressly written herein. This warranty shall not be extended, altered or varied except by a written instrument signed by Seller and Buyer.

The Warranty on PPE Manifolds and Up-Pipes Kits, OEM-Length Up-Pipes is three (3) years, a limited lifetime warranty on PPE cast aluminum pans and covers, and a limited lifetime warranty on PPE Transmission Coolers and one (1) year limited warranty on all other PPE products from the date of sale to original buyer and limited solely to the parts contained within the products kit. All products that are in question of Warranty must be returned prepaid to the Seller and must be accompanied by a dated proof of purchase receipt. All Warranty claims are subject to approval by Seller. Under no circumstances will the Seller be liable for any labor charged or travel time incurred in diagnosis for defects, removal, or re-installation - of this product or any other contingent expenses. Under no circumstances will the Seller be liable for any damage or expenses incurred by reason of the use or sale of any such equipment. In the event that the buyer does not agree with this agreement: the buyer may promptly return this product, in a new and unused condition in its original packaging, with a dated proof of purchase to the place of purchase within ten (10) days from date of purchase for a full refund. The installation of this product indicates that the buyer has read and understands this agreement and accepts its terms and conditions.

⚠ CA WARNING: Handling passenger or off-highway motor vehicle parts can expose you to chemicals such as phthalates and lead, which can cause cancer and reproductive harm. To minimize exposure, service the vehicle in a well-ventilated area, wear gloves, and wash your hands. For more information see www.P65Warnings.ca.gov/motor-vehicle-parts.

