


How to use original camera

Method 1: ① and ② are connected together with original camera cable A

Method 2: ② and ③ are connected together with original camera cable B

Or use our Free AHD Camera According to another Wiring image



Steering wheel control



Find your SWC harness under the steering wheel.

Use the T-harness connect between them.

Power harness have 2 types




Type A

The Green one connect to green harness.
The white connector and use T-harness connect between them.

Type B

There is another power harness both head is 2*10Pins. Should connect like above picture.

OEM back camera connection HMI box version



Some model will have HMI box in your passenger glove box, same as Pic1.

If you have ,please connect the camera adaptor we provide as the way we show in picture. Pic2.

If you need Tech Support or have any question with the Device, please connect us

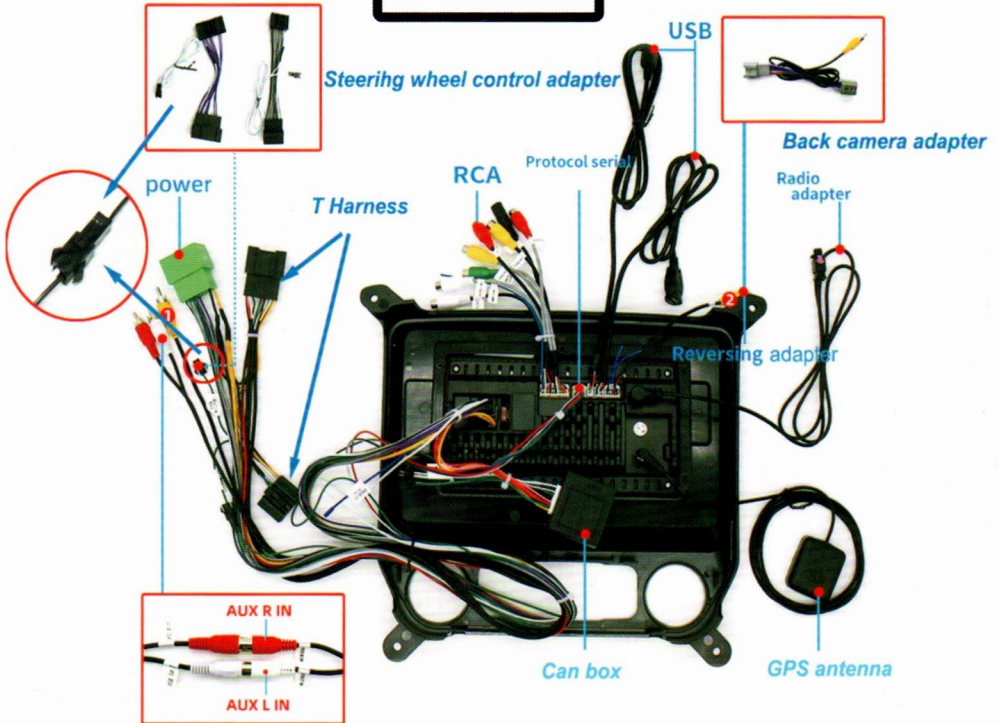
Email: ustopdisplay@gmail.com TEL:5857107939

Important

- This is the reverse camera signal wire. It have the bluetooth and Wifi antenna on it.
So MUST CONNECT IT TO RADIO, to have better performance for BT and Carplay/AA.



■ Wire Diagram



If you don't have HMI box,back camera just connect #1 and #2 yellow jack.
There are 2 different steering wheel control adapter,choose one that fit!

If you need Tech Support or have any question with the Device,please connect us

Email: ustopdisplay@gmail.com TEL:5857107939