

DIRECT-REPLACEMENT
SMOOTH-BODY SHOCKS
INSTALLATION GUIDE





INSTALLATION GUIDE

INTRODUCTION

Thank you for choosing FOX direct-replacement, smooth body shocks for your vehicle. FOX products are designed, tested, and manufactured by the finest professionals in the industry.

FOX recommends that you become completely familiar with the handling characteristics of your modified vehicle before operating it under rigorous conditions, helping to avoid potential rollover situations and other loss of control events. FOX further recommends that you use appropriate protective equipment at all times when operating your vehicle.

To achieve the best performance and product longevity, periodic service and maintenance is required. Please refer to the Service and Upgrades section for more information.

WARNINGS

FOX direct-replacement, smooth body shocks should always be installed as a pair for maximum performance.

Proper installation and service procedures are essential for the safe and reliable installation of chassis parts, requiring the experience and tools specially designed for this purpose. Installation and maintenance procedures for this product must be performed by a qualified service technician, to avoid potentially unsafe vehicle handling characteristics which may result in serious INJURY or DEATH.

Modifying your vehicle's suspension will change the handling characteristics of your vehicle. Under certain conditions, your modified vehicle may be more susceptible to loss of control or rollover, which can result in serious INJURY or DEATH. Thoroughly familiarize yourself with the modified vehicle handling characteristics before any rigorous vehicle operation. Wear body protective gear including head protection when

appropriate. Installation of vehicle roll bars or cage is highly recommended.

FOX direct-replacement, smooth body shocks are gas-charged and are highly pressurized. Placing shocks in a vise or clamp, applying heat, or attempting to open or service the shock without the proper tools and training can result in serious INJURY or DEATH. Do not attempt to modify, disassemble, puncture or incinerate a FOX Direct Replacement Smooth Body shock absorber.

Any attempt to misuse, misapply, modify, or tamper with any FOX product voids any warranty and may result in serious INJURY or DEATH.

INSTALLATION GUIDELINES

Always use a chassis lift for the installation of shocks, and make certain that the raised vehicle is securely attached to the lift to prevent the vehicle from slipping, falling, or moving during the installation process.

DO NOT install any FOX product without the necessary special tools, expertise and chassis lift, or you will subject yourself to the risk of serious INJURY or DEATH. If you elect to not use a chassis lift (which

election may result in SERIOUS INJURY or DEATH), ensure that the vehicle is on level ground, that all tires on the ground during installation are blocked to prevent vehicle movement, that at least two tires are on the ground at all times, and that adequately secured jack stands are used to support the vehicle. NEVER get under the vehicle until you have checked to ensure that the vehicle will be stable during installation.

FOX direct-replacement, smooth body shocks are designed to fit your vehicle's shock mounts with no modifications with the exception of reservoir placement on specific models and applications.

In most cases, FOX direct-replacement, smooth body shocks are mounted with the shock body oriented on top.

MOUNT CONFIGURATIONS

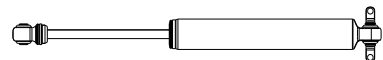
STEM MOUNT



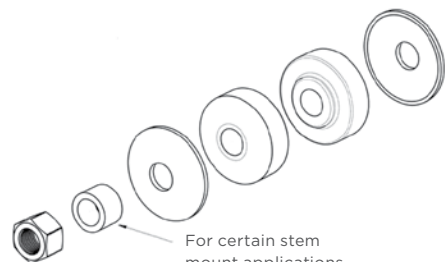
EYELET BUSHING



BAR PIN



CLEVIS MOUNT



For certain stem mount applications, using an additional supplied spacer is required.

INSTALLATION INSTRUCTIONS

FOX direct-replacement, smooth body shocks are designed to fit your vehicle's shock mounts with no modifications. Reservoir shocks will require modifying the reservoir placement for proper installation.

Remove the existing shocks from the vehicle.

When installing reservoir shocks on the vehicle, use the supplied hardware to mount each reservoir to its shock body. Be sure to position each reservoir to clear the chassis frame, suspension linkage, steering components and tires throughout the entire suspension travel.

Install the shock on the vehicle. The original hardware can be reused if it is in good condition, otherwise replace it with new hardware. Do not tighten mounting bushings with excessive torque. The bushings should be preload-compressed only by approximately 1/8". Refer to the vehicle manufacturer's service manual for recommended hardware torque specifications.

NOTE: Some installation applications may have the bushing wider than the sleeve, and some may have the sleeve wider than the bushing.

With the rubber stem mount bushings, make sure the smaller diameter relief on the rubber stem mount bushings are oriented pointing inward towards each other, and the larger relief diameters are facing into the cupped washers.

Install the stem mount hardware parts in the correct assembly sequence and orientation, as shown.

NOTE: Some stem mount applications will require an additional supplied spacer.

FOX LIMITED WARRANTY

FOX Factory, Inc., a California corporation having offices at 130 Hangar Way, Watsonville, CA 95076 ("FOX"), makes the following LIMITED WARRANTY with respect to its suspension products:

LIMITED ONE (1) YEAR WARRANTY ON SUSPENSION PRODUCTS

Subject to the limitations, terms and conditions hereof, FOX warrants, to the original retail owner of each new FOX suspension product, that the FOX suspension product, when new, is free from defects in materials and workmanship. Unless otherwise required by law, this warranty expires one (1) year from the date of the original FOX

suspension product retail purchase from an authorized FOX dealer or from a FOX authorized Original Equipment Manufacturer where FOX suspension is included as original equipment on a purchased vehicle. If law requires a warranty duration of greater than one (1) year, then, subject to the other provisions hereof, this warranty will expire at the end of the minimum warranty period required by such law.

TERMS OF WARRANTY

This warranty is conditioned on the FOX suspension product being operated under normal conditions and properly maintained as specified by FOX. This warranty is only applicable to FOX suspensions purchased new from an authorized FOX source and is made only to the original retail owner of the new FOX suspension product and is not transferable to subsequent owners. This warranty is void if the FOX suspension product is subjected to abuse, neglect, improper or unauthorized repair, improper or unauthorized service or maintenance, alteration, modification, accident or other abnormal, excessive, or improper use.



Should it be determined by FOX in its sole and final discretion, that a FOX suspension product is covered by this warranty, it will be repaired or replaced, by a comparable model, at FOX's sole option, which will be conclusive and binding. **THIS IS THE EXCLUSIVE REMEDY UNDER THIS WARRANTY.** ANY AND ALL OTHER REMEDIES AND DAMAGES THAT MAY OTHERWISE BE APPLICABLE ARE EXCLUDED, INCLUDING, BUT NOT LIMITED TO, INCIDENTAL OR CONSEQUENTIAL DAMAGES OR PUNATIVE DAMAGES.

This limited warranty does not apply to normal wear and tear, malfunctions or failures that result from abuse, improper assembly, neglect, alteration, improper maintenance, crash, misuse or collision. This limited warranty gives the consumer specific legal rights. The consumer may also have other legal rights which vary from state to state or country to country. Some states and countries do not allow the exclusion or limitation of incidental or consequential damages or warranties, and if dictated by law the above limitations or exclusions may not apply to you. If it is determined by a court of competent

jurisdiction that a certain provision of this limited warranty does not apply, such determination shall not affect any other provision of this limited warranty and all other provisions shall remain in full effect.

THIS IS THE ONLY WARRANTY MADE BY FOX ON ITS SUSPENSION PRODUCTS AND COMPONENTS, AND THERE ARE NO WARRANTIES WHICH EXTEND BEYOND THE DESCRIPTION HEREIN. ANY WARRANTIES THAT MAY OTHERWISE BE IMPLIED BY LAW INCLUDING, BUT NOT LIMITED TO, ANY IMPLIED WARRANTY OF MERCHANTABILITY OR FITNESS FOR A PARTICULAR PURPOSE ARE EXCLUDED.

SHOX NEED ♥ TOO

SERVICE & UPGRADES

Have your FOX serviced or upgraded by FOX technicians. Call our Offroad and Truck Service Center at 619.768.1800 to go over the service and upgrade options available for your shocks. Once you've setup your service or upgrades you will receive a return authorization number and shipping instructions.

SERVICE MENUS & PRICING

Please visit <http://foxshox.info/orservice>



SERVICE INTERVALS

- 100% street use: every 50,000 miles
- 50% street / 50% offroad use: every 10,000 miles

STAY INFORMED REGISTER YOUR PRODUCT



- 1 Create your personal profile
- 2 Let us know which products you own
- 3 Receive special offers on service, upgrades, and product



RIDEFOX.COM 750 VERNON WAY SUITE 101. EL CAJON, CA 92020 USA
1.800.FOX.SHOX (369.7469) 619.768.1800 ORSERVICE@RIDEFOX.COM

PN 605-01-053 REV C JUNE 2012

DIRECT-REPLACEMENT INSTALLATION GUIDE



SUPER DUTY F250/F350 (05+)

- 883-24-009: 2.5 Factory Series Reservoir
- 883-26-009: 2.5 Factory Series Reservoir - DSC Adjustable
- 883-24-011-2.5 Factory Series Reservoir
- 883-26-011-2.5 Factory Series Reservoir-DSC Adjustable
- 883-24-013-2.5 Factory Series Reservoir
- 883-26-013-2.5 Factory Series Reservoir-DSC Adjustable
- 883-24-010: 2.5 Factory Series Reservoir
- 883-26-010: 2.5 Factory Series Reservoir -DSC Adjustable
- 883-24-012-2.5 Factory Series Reservoir
- 883-26-012-2.5 Factory Series Reservoir - DSC Adjustable
- 883-24-014-2.5 Factory Series Reservoir
- 883-26-014-2.5 Factory Series Reservoir - DSC Adjustable



SUPER DUTY (05+)

883-24-009: 2.5 Factory Series Reservoir

883-26-009: 2.5 Factory Series Reservoir - DSC Adjustable

883-24-011: 2.5 Factory Series Reservoir

883-26-011: 2.5 Factory Series Reservoir - DSC Adjustable

883-24-013: 2.5 Factory Series Reservoir

883-26-013: 2.5 Factory Series Reservoir - DSC Adjustable

883-24-010: 2.5 Factory Series Reservoir

883-26-010: 2.5 Factory Series Reservoir - DSC Adjustable

883-24-012: 2.5 Factory Series Reservoir

883-26-012: 2.5 Factory Series Reservoir - DSC Adjustable

883-24-014: 2.5 Factory Series Reservoir

883-26-014: 2.5 Factory Series Reservoir - DSC Adjustable

INSTALLATION GUIDE

Thank you for choosing FOX direct-replacement, coil-over shocks for your vehicle. FOX products are designed, tested, and manufactured by the finest professionals in the industry.

FOX recommends that you become completely familiar with the handling characteristics of your modified vehicle before operating it under rigorous conditions, helping to avoid potential rollover situations and other loss of control events. FOX further recommends that you use appropriate protective equipment at all times when operating your vehicle.

To achieve the best performance and product longevity, periodic service and maintenance is required. Please refer to the Service and Upgrades section for more information.

WARNINGS

- FOX direct-replacement, coil-over shocks should always be installed as a pair for maximum performance.
- Proper installation and service procedures are essential for the safe and reliable installation of chassis parts, requiring the experience and tools specially designed for this purpose. Installation and maintenance procedures for this product must be performed by a qualified service technician, to avoid potentially unsafe vehicle handling characteristics, which may result in **SERIOUS INJURY** or **DEATH**.
- Modifying your vehicle's suspension will change the handling characteristics of your vehicle. Under certain conditions, your modified vehicle may be more susceptible to loss of control or rollover, which can result in **SERIOUS INJURY** or **DEATH**. Thoroughly familiarize yourself with the modified vehicle handling characteristics before any rigorous vehicle operation. Wear body protective gear including head protection when appropriate.

Installation of vehicle roll bars or cage is highly recommended.

- FOX direct-replacement, coil-over remote reservoir shocks are gas-charged and are highly pressurized. Placing shocks in a vise or clamp, applying heat, or attempting to open or service the shock without the proper tools and training can result in **SERIOUS INJURY** or **DEATH**. Do not attempt to modify, puncture or incinerate a FOX direct-replacement, coil-over shock absorber.
- Any attempt to misuse, misapply, modify, or tamper with any FOX product voids any warranty and may result in **SERIOUS INJURY** or **DEATH**.

GUIDELINES

- Always use a chassis lift for the installation of shocks, and make certain that the raised vehicle is securely attached to the lift to prevent the vehicle from slipping, falling, or moving during the installation process.
- **DO NOT** install any FOX product without the necessary special tools, expertise and chassis lift, or you will subject yourself to the risk of **SERIOUS**

INJURY or DEATH. If you elect to not use a chassis lift (which election may result in **SERIOUS INJURY** or **DEATH**), ensure that the vehicle is on level ground, that all tires on the ground during installation are blocked to prevent vehicle movement, that at least two tires are on the ground at all times, and that adequately secured jack stands are used to support the vehicle. **NEVER** get under the vehicle until you have checked to ensure that the vehicle will be stable during installation.

- FOX direct-replacement, coil-over shocks are designed to fit your vehicle's shock mounts with no modifications with the exception of reservoir placement on specific models and applications.

INSTRUCTIONS - FRONT

Medium-strength thread-lock (blue Loctite) is recommended on all bolts.

1. Please read the installation guidelines for instructions on how to properly lift and secure the vehicle.
2. Remove both front wheels.
3. Remove the stock shocks. (Do not discard lower bolt and nut, as it will be used with your new FOX shock.)
4. Install new Fox shock. With external reservoir models, make sure that the hoses are facing outward and toward rear of the vehicle. (Fig. 1)
5. Connect shock to upper mount with supplied stem mount washer and bushing on each side. Tighten nut until 5/8" of total stem is showing.
6. Connect shock to lower mount reusing factory bolt and nut. Torque to factory specifications.
7. For external reservoir models, install supplied reservoir brackets onto the vehicle frame as shown. Mark the lower bracket hole approximately 2.5" from the edge of the shock tower toward the rear of the vehicle and 4" from the bottom of the frame. Drill

a 7/32" pilot hole, then secure the reservoir bracket to the frame with one of the supplied 1/4" self tapping screws. Repeat marking and drilling the center hole and installing self tapping screw. (Fig. 2)

8. On external reservoir models, mount the reservoir onto the reservoir bracket with the supplied hose clamps. Utilize the slots in the brackets to locate clamps. Do not feed the clamps through the slots in the brackets. (Fig. 1)
9. Check that suspension has proper clearance by steering in both directions.
10. Reinstall front wheels and torque to factory specifications.



Fig. 1: Driver side




Fig. 2: Driver side

INSTRUCTIONS - REAR

Medium-strength thread-lock (blue Loctite) is recommended on all bolts.

1. Please read the installation guidelines for instructions on how to properly lift and secure the vehicle.
2. Remove the stock shocks. It may be necessary to support or raise the vehicle axle in order to remove bolts and for installation of new Fox shock. (Do not discard bolts and nuts, as they will be used with your new FOX Shock.)
3. Install supplied rubber spacer onto upper post mount.
4. Install new Fox Shock, reusing factory bolts. With piggy back reservoir models, make sure the reservoir is pointed inward on the driver side and toward the rear of the vehicle on the passenger side (Fig. 3). Torque to factory specifications.



Fig. 3: Passenger side

FOX LIMITED WARRANTY

FOX Factory, Inc., a California corporation having offices at 130 Hangar Way, Watsonville, CA 95076 ("FOX"), makes the following LIMITED WARRANTY with respect to its suspension products:

LIMITED ONE (1) YEAR WARRANTY ON SUSPENSION PRODUCTS

Subject to the limitations, terms and conditions hereof, FOX warrants, to the original retail owner of each new FOX suspension product, that the FOX suspension product, when new, is free from defects in materials and workmanship. Unless otherwise required by law, this warranty expires one (1) year from the date of the original FOX suspension product retail purchase from an authorized FOX dealer or from a FOX authorized Original Equipment Manufacturer where FOX suspension is included as original equipment on a purchased vehicle. If law requires a warranty duration of greater than one (1) year, then, subject to the other provisions hereof, this warranty will expire at the end of the minimum warranty period required by such law.

TERMS OF WARRANTY

This warranty is conditioned on the FOX suspension product being operated under normal conditions and properly maintained as specified by FOX. This warranty is only applicable to FOX suspensions purchased new from an authorized FOX source and is made only to the original retail owner of the new FOX suspension product and is not transferable to subsequent owners. This warranty is void if the FOX suspension product is subjected to abuse, neglect, improper or unauthorized repair, improper or unauthorized service or maintenance, alteration, modification, accident or other abnormal, excessive, or improper use.

Should it be determined by FOX in its sole and final discretion, that a FOX suspension product is covered by this warranty, it will be repaired or replaced, by a comparable model, at FOX's sole option, which will be conclusive and binding. **THIS IS THE EXCLUSIVE REMEDY UNDER THIS WARRANTY. ANY AND ALL OTHER REMEDIES AND DAMAGES THAT MAY OTHERWISE BE APPLICABLE ARE EXCLUDED, INCLUDING, BUT NOT LIMITED TO,**



INCIDENTAL OR CONSEQUENTIAL DAMAGES OR PUNATIVE DAMAGES.

This limited warranty does not apply to normal wear and tear, malfunctions or failures that result from abuse, improper assembly, neglect, alteration, improper maintenance, crash, misuse or collision. This limited warranty gives the consumer specific legal rights. The consumer may also have other legal rights which vary from state to state or country to country. Some states and countries do not allow the exclusion or limitation of incidental or consequential damages or warranties, and if dictated by law the above limitations or exclusions may not apply to you. If it is determined by a court of competent jurisdiction that a certain provision of this limited warranty does not apply, such determination shall not affect any other provision of this limited warranty and all other provisions shall remain in full effect.

THIS IS THE ONLY WARRANTY MADE BY FOX ON ITS SUSPENSION PRODUCTS AND COMPONENTS, AND THERE ARE NO WARRANTIES WHICH EXTEND BEYOND THE DESCRIPTION HEREIN. ANY WARRANTIES THAT MAY OTHERWISE BE IMPLIED BY

LAW INCLUDING, BUT NOT LIMITED TO, ANY IMPLIED WARRANTY OF MERCHANTABILITY OR FITNESS FOR A PARTICULAR PURPOSE ARE EXCLUDED.

SHOX NEED ♥ TOO

SERVICE & UPGRADES

Have your FOX serviced or upgraded by FOX technicians. Call our Offroad and Truck Service Center at 619.768.1800 to go over the service and upgrade options available for your shocks. Once you've setup your service or upgrades you will receive a return authorization number and shipping instructions.

SERVICE MENUS & PRICING

Please visit ridefox.com/service



SERVICE INTERVALS

- 100% street use: every 50,000 miles
- 50% street / 50% offroad use: every 10,000 miles



VISIT RIDEFOX.COM/TRUCK
TO FIND FOX OFFERINGS FOR
YOUR TRUCK OR SUV

RACE PERFORMANCE FOR YOUR DAILY DRIVER

2.0 PERFORMANCE SERIES IFP SHOCK

REPLACE YOUR STOCK SHOCKS WITH RACE- WINNING TECHNOLOGY

HEAT-REDUCING DESIGN

- » Cold-forged, metal-impacted 6061 T6 aluminum shock body dissipates heat three times faster than a conventional steel body shock. The 2.0 Performance Series shock runs as cool as a 2.5 diameter shock on the same application.
- » FOX formulated race shock oil developed for ultimate performance at variable temperatures.

APPLICATION- SPECIFIC VALVING

- » During development we rigorously tested to maximize offroad performance by utilizing the same proprietary deburred valve shims and high-flow piston design that is found in FOX race products.

TOUGH FINISH

- » CNC machined aluminum components are Type II hard anodized to a scratch- and fade-free black finish.
- » Heavy-duty 5/8" chrome shafts are induction case hardened to over 55 Rockwell C, virtually eliminating scratches caused by roost and debris.

FADE-FREE PERFORMANCE

- » The Internal Floating Piston (IFP) design separates shock oil from the high-pressure nitrogen charged gas chamber, eliminating oil aeration and cavitation, while providing a predictable ride — capable of handling the roughest conditions with fade-free performance.



STAY INFORMED REGISTER YOUR PRODUCT



- 1 Create your personal profile
- 2 Let us know which products you own
- 3 Receive special offers on service, upgrades, and product



RIDEFOX.COM 750 VERNON WAY SUITE 101. EL CAJON, CA 92020 USA
1.800.FOX.SHOX (369.7469) 619.768.1800 ORSERVICE@RIDEFOX.COM

PN 605-01-132 REV C JANUARY 2015