

# Installation Instructions

I - Sheet Number INS-HS122 Rev.B



## Hood Shield

**For proper installation and best possible fit, please read all instructions BEFORE you begin.  
For technical assistance or to obtain missing parts, please call Customer Relations at 1-800-344-8759.**

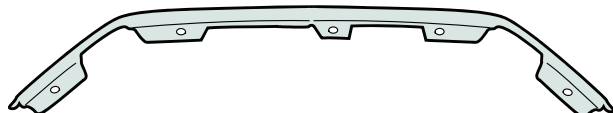
### Important Safety Information



- CAUTION - Before driving, ensure that the hood shield is properly secured to vehicle.
- Do not use automatic "brush-style" car washes.
- Do not use cleaning solvents of any kind.
- Periodically check all components for tightness.

### Contents

**NOTE:** Actual product may vary from illustration.



Hood shield



Large Screw x2



Large Hood Insert x2



Large Washer x2



Bump On x4




Small Screw x3



Small Hood Insert x3



Washer x3



Optional Fastener x2

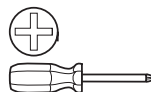
### Tools Required



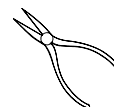
Car Wash Supplies



Clean Towel



Phillips screwdriver



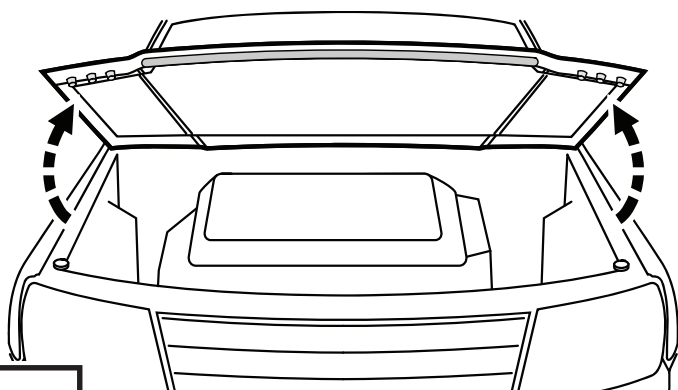
Pliers

### Preparation Before Painting / Installation

- A trial fit is recommended to ensure proper positioning and fit.
- Check fit of parts before painting as we will not accept the return of modified or painted parts.
- Wash your vehicle to remove any debris and/or dirt from the installation area.
- Wash the installation area with a clean towel.

### Installation Steps

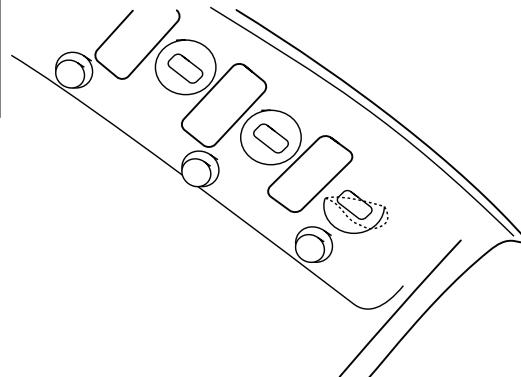
**NOTE:** Actual application may vary slightly from illustrations.



1




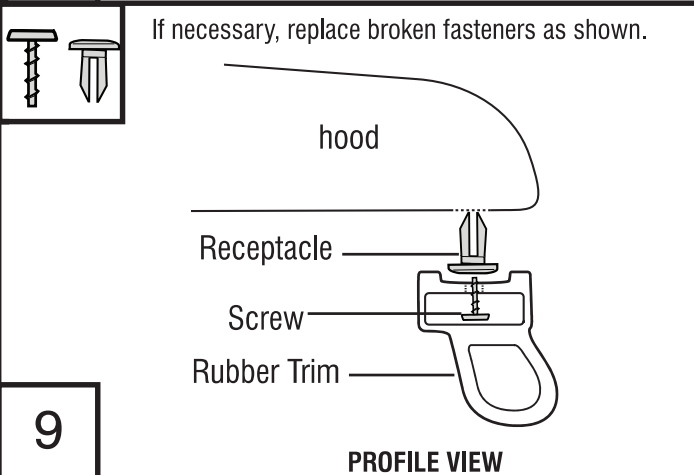
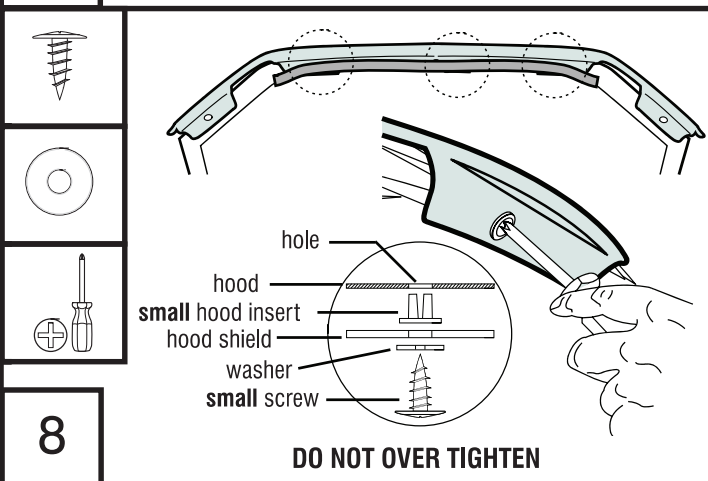
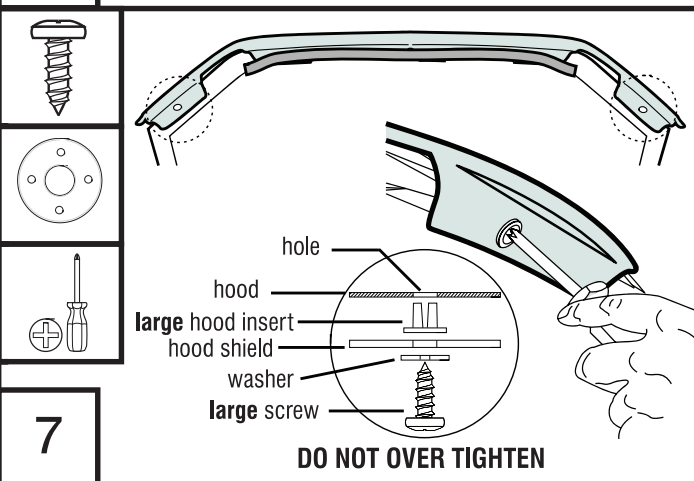
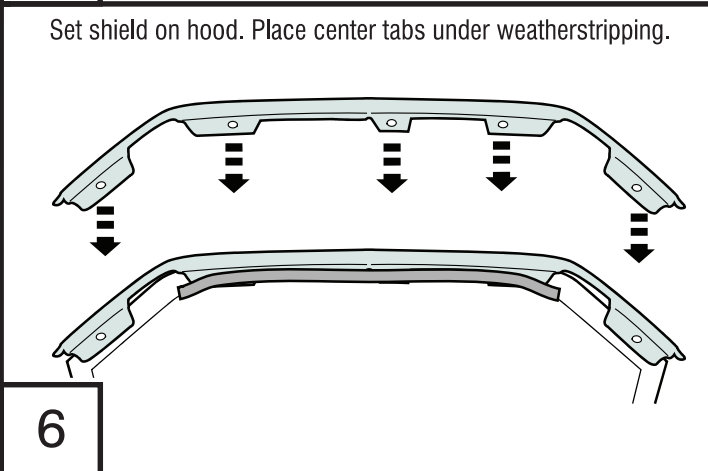
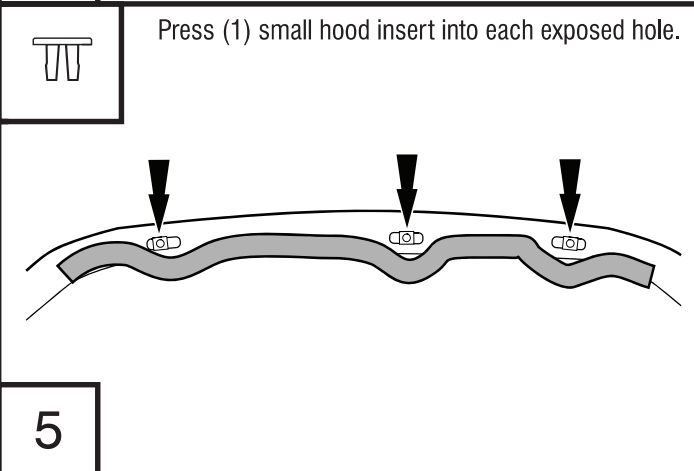
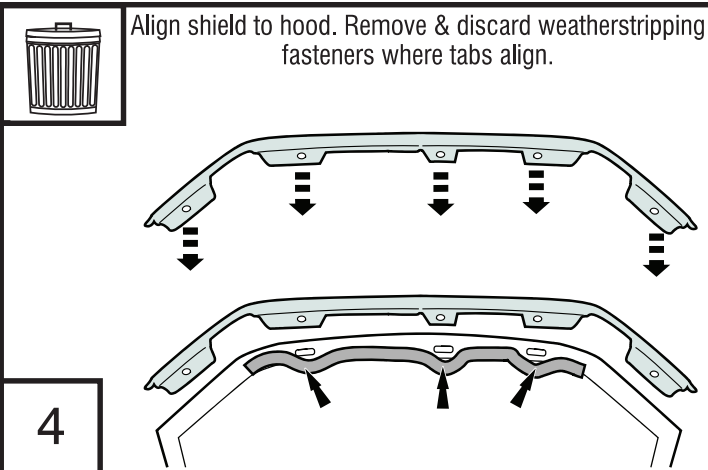
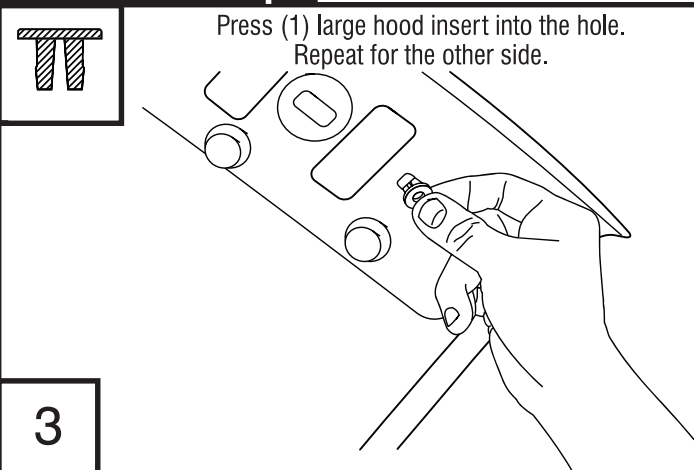
2



Remove and discard outside clear film circle.  
Repeat for other side.

# Installation Steps

**NOTE:** Actual application may vary slightly from illustrations.

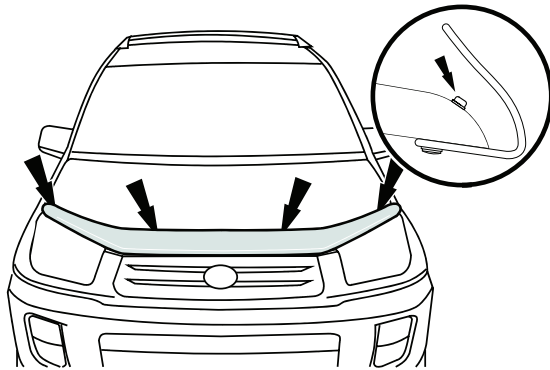


## Installation Steps

**NOTE:** Actual application may vary slightly from illustrations.



Close hood, and install bump ons at pre-cleaned locations on the painted hood surface.



11

## Care and Cleaning

- Wash only with mild soap & dry with a clean cloth.



The material that your product is made from can be recycled. Please also consider recycling the packaging that your product came in.



## Congratulations!

You have purchased one of the many quality Husky® branded products. We take the utmost pride in our products and want you to enjoy years of satisfaction from your investment. We have made every effort to ensure that your product is top quality in terms of fit, durability, finish and ease of installation.



1-800-344-8759 • Visit us at [huskyliners.com](http://huskyliners.com)

© 2024 Husky Liners, Inc. All rights reserved.

Husky® and the Husky® logo are trademarks of Husky Liners, Inc.