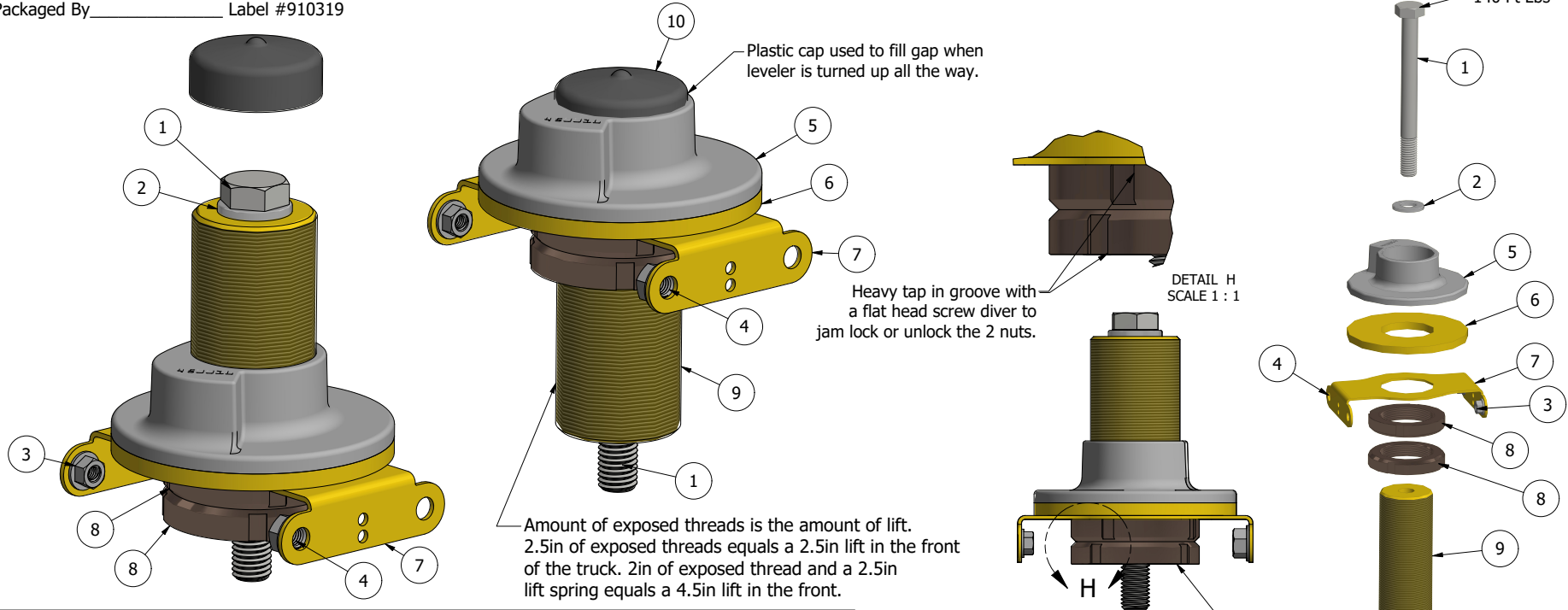


Kit Stock# 105020, Rev 3 Shipper Adjustable 2.5" Leveling Kit, 2005 and Newer

Packaged By _____ Label #910319

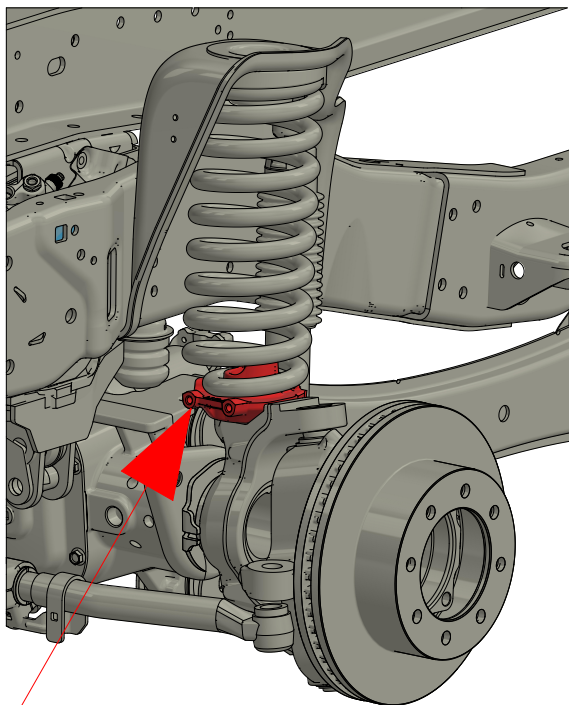


PARTS LIST

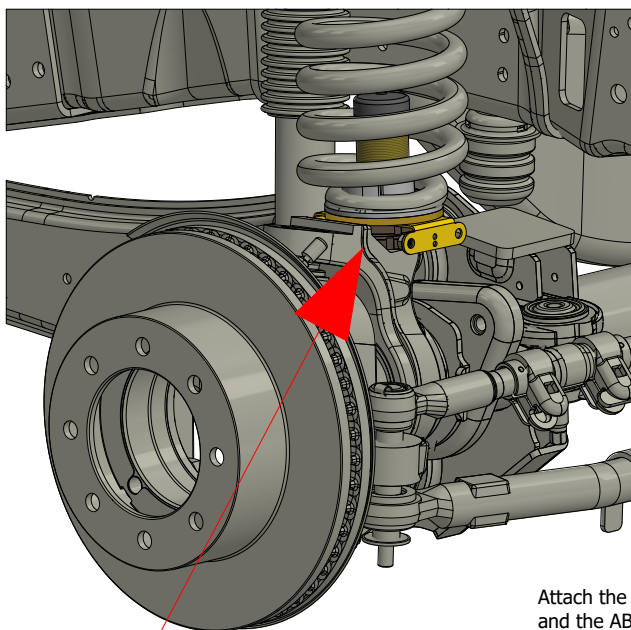
ITEM	QTY	Qty Included	PART NUMBER	DESCRIPTION	Torque
1	2		550241	M14 x 2mm Hex Head Bolt; Class 10.9 Zinc	140 Ft Lbs
2	2		550503	1/2-SAE Grade 8 Washer	
3	4		550335	M6 x 1mm Flange Nut, Class 10, Zinc	
4	2		550336	M8-1.25 Flange Nut, Class 10, Zinc	
5	2		450016	Spring Seat Isolator 95 Duro Urethane	
6	2		570008	Spring Perch Washer	
7	2		570087	Wire Management Bracket	
8	4		570034	Retaining Nut	
9	2		570033	Leveling Kit Threaded Post	
10	2		501236	Plastic Cap	

DRAWN Dave	7/2/2014	Confidential Information Copyright protection applies to this document. Do not share with any third party.
CHECKED		
QA		
MFG	11/12/2015	
APPROVED		TITLE <h2 style="text-align: center;">One Up Offroad</h2>
		DWG NO 105020 Leveler 2.5in Rev 3 2024
		SCALE .3 REV 1 SIZE B SHEET 1 OF 9

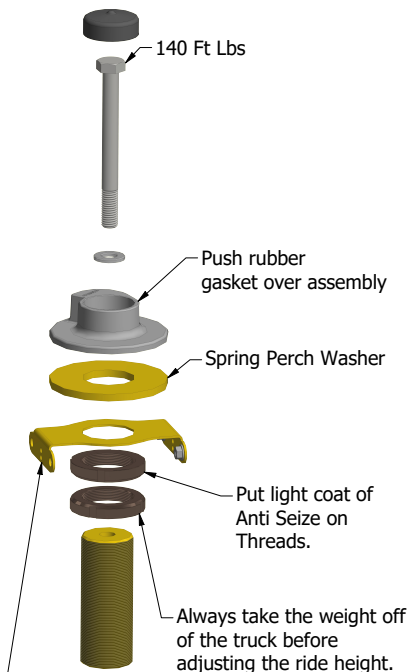
Kit Stock# 105020 Install Adjustable 2.5" Leveling Kit, 2005 and Newer



Remove Lower Spring Perch From Axle.



Install Adjustable Lower Spring Perch On Axle.



Attach the Brake Line Tab and the ABS line to bracket using the factory bolts with the nuts we supply.

OUO Adjustable Leveling Kit -
Adjust the ride height on your 2005 and newer Ford Superduty F250/F350/F450/F550. This Leveling Kit will let fine tune the ride height up to 2.5" higher than stock.

DRAWN Dave	7/2/2014	Confidential Information Copyright protection applies to this document. Do not share with any third party.
CHECKED		
QA		TITLE
MFG	11/12/2015	One Up Offroad
APPROVED		
		DWG NO
		105020 Leveler 2.5in Rev 3 2024
		SCALE 0.03 : 1 REV 1 SIZE B SHEET 2 OF 9