



advanced FLOW engineering
 P.O. Box 1719
 Corona, CA 92878
 Support: 951-493-7100
 www.aFeFilters.com

aFe Silver Bullet

Throttle Body Spacer
Part Number
46-33002






Important!

This kit includes the parts for several different installations; please verify the parts list and read all instruction steps before you begin installation.

Make: FORD Trucks and SUV

Model	Year	Engine	Model	Year	Engine
Expedition	04-09	5.4L	F250 Super Duty	04-07	5.4L
F150	04-09	5.4L	F350 Super Duty	04-07	5.4L

1. Loosen and disconnect the air inlet snorkel from air box assembly.
2. Disconnect Evaporative Vent (EVAP) hose and the Mass Air-Flow (MAF) sensor harness from air box assembly. Loosen and remove the four bolts securing the air box to intake manifold.
3. Loosen and remove four bolts securing throttle body to intake manifold.
4. Install aFe Silver Bullet throttle body spacer (AIR IN engraved side faces the throttle body) a gasket and throttle body onto intake manifold. Using the longer bolts and washers, bolt throttle body to intake manifold (2004-2008 models use the 60mm long bolts, 2009 models use the 65mm long bolts). Tighten bolts to 10Nm (89 in/in).
5. Use the 1-inch spacers to allow the factory air box to be attached to the intake manifold, using the original throttle body bolts. Reinstall the air box assembly to the intake manifold. Reconnect EVAP hose and MAF harness to air box assembly.
6. Install air inlet snorkel to air box assembly and tighten bolt to secure the inlet snorkel.



Parts List

- 1 aFe Silver Bullet Spacer
- 1 Gasket
- 4 6mm x 60mm bolts
- 4 6mm x 65mm bolts
- 4 6mm flat washers
- 4 1-Inch spacers