



JLT 3.0 Oil Separator, Driver Side #3016D
(2011-17 F150 - 5.0L; 6.2L/SVT Raptor; ; 5.0L & 6.2L/SVT Raptor with Roush Supercharger)
Installation Instructions


Please review complete instructions prior to installing.

Step#	
1	Verify you have all of the following parts included in the kit: (1) JLT Oil Separator, (1) Mounting bracket, (2) fine thread machine screws, (1) J Clip, (1) M6 bolt (1) 18" Hose with 90 degree fitting, (1) 26" hose with 90 degree fitting
2	Gather all of the following tools needed for the installation: Phillips screw driver, 10mm socket or wrench.
3	<p>Remove factory PCV line by pulling tabs and pulling it off of the engine.</p> 
4	<p>2011-14: Use the supplied machine screws and mount the Oil Separator to the JLT bracket. The JLT on the can should line up with the JLT on the bracket and the supplied J Clip and bolt to mount the JLT bracket to the plastic cowl panel here:</p> 


5

2015-17:

Use the supplied machine screws and mount the Oil Separator to the JLT bracket. The JLT on the can should line up with the JLT on the bracket. Remove 10mm bolt and install bracket.



6



To properly clean the filter in the Oil Separator, remove the can from the truck and spray any degreaser or solvent through it and let it air dry. Clean it every 15,000 miles. Thanks for the business. If you have any questions, please e-mail info@JLTtruecoldair.com or call 757-335-1940. Our hours are Monday-Friday. 8:00am–5:00pm Eastern Time.

Warranty: JLT Performance Inc. will repair or replace any part of their product found upon our inspection to be defective in workmanship or material within 1 year from the purchase date for the original purchaser.

Disclaimer: JLT Performance Inc. makes no warranties whatsoever, expressed or implied, oral or written to any purchasers, except the warranty above. JLT Performance Inc. hereby specifically excludes from any implied warranty of merchantability or implied warranty of incidental, secondary, or consequential damages of any kind whatsoever. All purchasers and users of products manufactured by JLT Performance Inc. agree to hold harmless and indemnify JLT Performance Inc. from any and all claims arising from their use. Failure to receive notice of any or the limitations contained in this disclaimer shall not serve to extend liability to JLT Performance Inc. for any claims arising out of use of its products.

Return Policy: All returns will be subject to a 10%-25% restocking fee. Please visit www.JLTtruecoldair.com for complete return policy.