

2018-2020 Ford F-150 Full LED Headlights DRL Harness Instructions SKU 111588X

Modified on: Wed, Aug 28, 2024 at 3:23 PM

2018-2020 Ford F-150 Full LED Headlights DRL Harness Instructions
2018-2020 Ford F150 Full LED Headlights DRL Harness Instructions
Z-Series Headlights

SKU# 111588X/111589X

[.https://anzousa.freshdesk.com/helpdesk/attachments/69041423557\).](https://anzousa.freshdesk.com/helpdesk/attachments/69041423557)



"DON'T GET LEFT IN THE DARK"



STEP 1

Picture above shows items included:

ITEM A : RESISTOR FOR EACH HEADLIGHT.

ITEM B : DRL HARNESS

ITEM C : BATTERY HARNESS



STEP 2



Connect **RESISTOR** to connector marked **1** as shown from headlight. Use double-sided tape on **RESISTOR** to attach onto metal surface on vehicle (resistor can get hot).



STEP 3

Connect **DRL HARNESS** to connector marked **2** as shown from headlight.

NOTE: DRL HARNESS SIDE WITH 2 SINGLE WIRE CONNECTIONS CONNECT TO PASSENGER SIDE HEADLIGHT.



STEP 4


Connect **BATTERY HARNESS** to **DRL HARNESS** as shown. Route **DRL harness** on radiator support using supplied zip ties.



STEP 5

Route **BATTERY HARNESS** using supplied zip ties. Connect **C-shaped clamp connector** to positive (+) side of battery.

Test functions of headlights before driving on the road.



TITLE:

2018-2020 FORD F-150

FULL LED QUAD PROJECTOR PLANK STYLE HEADLIGHTS

PART NUMBER:

111588X

(<https://anzousa.freshdesk.com/helpdesk/attachments/69041423557>).