


■ Back Camera




1. Find A6 pin and peel the wire, connect it with ③
2. ① and ⑤ connect to reverse light +
3. ② Connect to reverse light -

Noted: Usually the radio have canbus box, no need to connect to A6.
If not trigger the reverse, then need to connect to A6.

■ RCA

Amplifier




If you need Tech Support or have any question with the Device, please connect us

Email: ustopdisplay@gmail.com TEL: 5857107939

For Ford F150 2009-2014


Important

- This is the reverse camera signal wire. It has the bluetooth and Wifi antenna on it.
So MUST CONNECT IT TO RADIO, to have better performance for BT and Carplay/AA.



- Wire Diagram

Fit years: Ford F150 2009-2012 Manual climate control



- ① Power/Speaker Cable ② OEM signal port ④ Climate port 1 ⑥ Climate port 2
- ③ ⑤ Some ports connect

If you need Tech Support or have any question with the Device, please connect us

Email: ustopdisplay@gmail.com TEL: 5857107939